
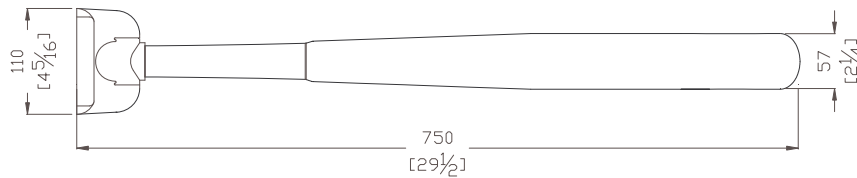
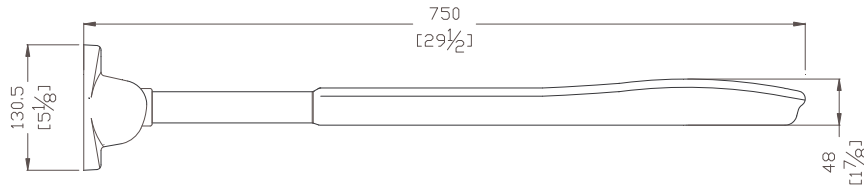
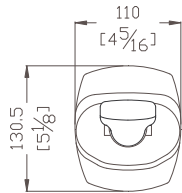


Basic Technical Data Sheet



Folding swivel side safety support reinforced with a joint and soft upholstery - EVA, supplied with an extended wall plate

Product Code: **FB30W**
 Capacity: 220 lbs.
 Net weight: 5 lbs.
 Dimensions (WxDxH): 4 11/32" x 29 17/32" x 5 1/8"

Use and Installation Info

Use: Wall Installation

Cleaning: Clean using pure water and home disinfectants which have been sufficiently diluted in water. Do not use abrasive detergents and trichloroethylene, oxygenated water or acetone-based solvents.

Fasteners: Not included with the product

We suggest to use fasteners suitable to the wall characteristics on which the product will be installed.



Available colors

White