



TAPP 6238 BF .75

OD: 62.4375" x 38.25" x 4.5"

*Threshold: 3/4" Change of Level**

Handed By: Center Drain

Weight: 70

Load Factor: .22

* Change of Level Threshold has a manageable 1/4" vertical rise to easily coordinate with minimum finished flooring.

**TRENDING
ACCESSIBILITY**

PACKAGING DETAILS



- Compact, Durable Carton Packaging for Easy Handling

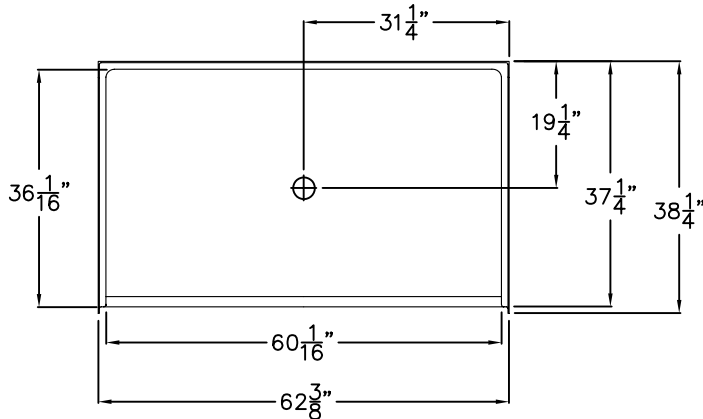

**TRENDING
ACCESSIBILITY**

856-488-9535

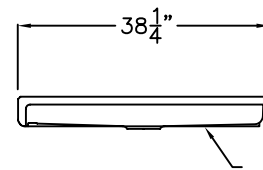
www.TrendingAccessibility.com

Comfort Series SUBMITTAL DATA

TOP VIEW



SIDE VIEW



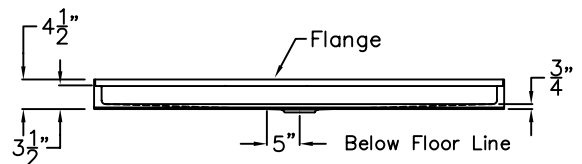
Barrier Free Shower Pan

The shower pan shall be 6238 BF PAN .75, center drain. Finished surface shall be of a sanitary-grade polyester Gelcoat exhibiting a minimal thickness of 15 dry mils, and a finished cured Barcol hardness of 80-90 as tested with ASTM D-2583. Unit construction shall be of molded reinforced fiberglass with a minimum fiberglass content. The unit shall have outside dimensions of 62 3/8" x 38 1/4" x 4 1/2". Shower pan shall meet ANSI Z124.2, NAHB, UPC, complies with CSA, and shall meet the requirements of Southern Building Code.

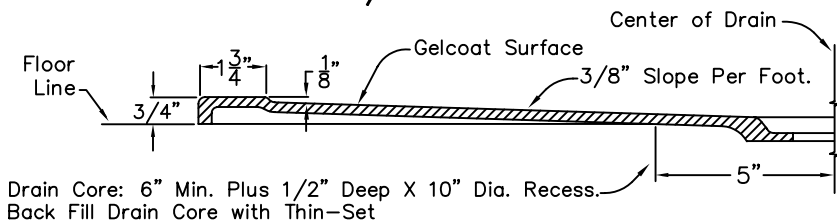
The enclosure shall be equipped with the following installed accessories:

- 1) Low entry 3/4" threshold,
- 2) Factory installed self sustaining bottom.

FRONT VIEW



Detail of 3/4" Threshold



DUE TO THE NATURE OF THE MATERIALS INVOLVED
UNIT DIMENSIONS MAY VARY ± 1/2 INCH

Job Name:

Model No.:

Approved by:

Rep.:

Date Approved:

Wholesaler:

Drawing#:

Date: 3-31-09

Quote No.

6238 BF .75 PAN

Revised: 4-14-11